

Straw Bale Dog House

1. Base of 3 - 4 bales depending on size of dog.

2 bales for bed
2 bales for wall base

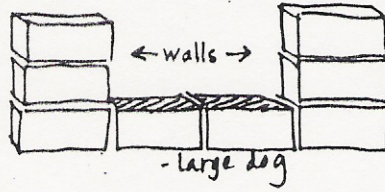

of Bales
small large



3

4



2. Walls of 2 - 3 bales, again depending on size of dog.



2

2

3. Back of bales (2- end to end) height of walls. (2 bales high on wall, 2 bales high on back)



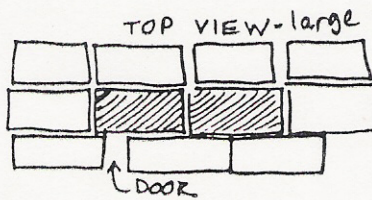
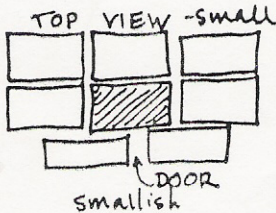
9

12

4. Front bales should be offset so that the door opening is just large enough for dog to enter and has a wind block. Stack enough bales to make front wall as high as other walls.

2

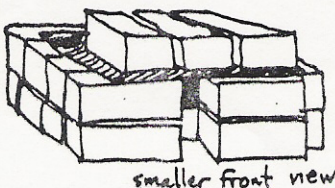
3



2

3

5. Place a piece of plywood across top with 2 - 3 bales to hold down and insulate the roof.



Total bales:
18

24